



# February 2021 Newsletter

 athra.com.au

Find us on 

Email: [Gawler.THRC@gmail.com](mailto:Gawler.THRC@gmail.com)

President Julie Jackson 0419850793  
Treasurer Lisa Rothe 0478014828  
Publicity Officer/Newsletter Maria Pearce 0412195531

Vice President Tamara Godfrey 0417869695  
Secretary Kath McCullagh 08 82807046

---

---

## NEXT GENERAL MEETING 8pm Tuesday 2<sup>nd</sup> February 2021

All members are welcome to come along - Southern Hotel - Gawler (next to Cafe Nova)

**Come early for tea – 7pm**

---

---

### MEMBERS FOR 2021

The Club currently has 54 members with constant enquiries to possibly join the club.

#### **Recently joined new members are:**

*Lisa Manning from Tanunda, Lisa James and Codii Hughes – both from Kersbrook,  
Kylie James from Lobethal, Alana Ojeda from Dutton, Paula Campbell from Mannum  
Julie Tscharke from Tea Tree Gulley & Jodie Luck from Birdwood.*

***Wishing all newly joined members, & all our other club members' happy trail riding together.***

### LAST MEETING – December 1<sup>st</sup> 2020

There was no meeting held during January.

#### **Kath McCullagh**

Secretary – Gawler Trail Horse Riders Club

### COMING EVENTS

#### **February Ride: OSBORNE BEACH - Sunday 21<sup>st</sup> Feb 2021**

Host & Boss – Kath McCullagh ph 0476937707  
arrival ~ 6am ride/swim - off beach by 8am

Ride description - We can ride south as far as Wigley St, Largs Bay. This is a short ride but those who are enthused can do it twice or just stop for a dip in the ocean back at Osborne.

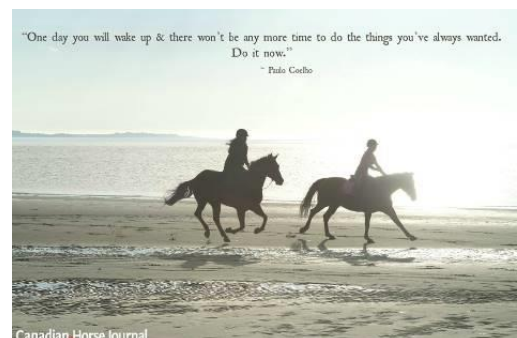
Horses are only permitted on the foreshore between the hours of 4am and 8am. These times must be strictly adhered to as we would not want to jeopardize any future beach rides. The car park **must** be left spick & span:- All manure and hay **MUST** be removed prior to departing for home.

We will be cooking egg & bacon 'sangers' on the BBQ – so please BYO & join in.

Cost:- Nil. As the beach is an unrestricted site there is "no ATHRA day membership" on this event & therefore all non ATHRA members ride at their own risk in this public area.

#### Directions to Osborn

– Full Directions to be sent to those that RSVP to [gawler.thrc@gmail.com](mailto:gawler.thrc@gmail.com) by 17 February 2021.



"One day you will wake up & there won't be any more time to do the things you've always wanted.  
Do it now."  
- Paulo Coelho

## RIDE CALENDAR FOR 2021

**The calendar is bare 😞  
Are you able to host a Club ride?**

- If you are able to host a ride or think of one that you would like to go on (we will arrange for the particular ride to take place) please let the committee know so that we can complete the calendar.
- Contact a committee member or email your thoughts and ideas to [gawler.thrc@gmail.com](mailto:gawler.thrc@gmail.com)

Rides can be Saturday or Sunday

**Remember it's your club, so vote for a ride you want to do & we will find a volunteer to host**

Rides are usually held on the 3<sup>rd</sup> weekend (Sunday calculated) & 5<sup>th</sup> Sunday of the month (if there is one).  
Camps held ~1<sup>st</sup> or 5<sup>th</sup> weekend of the month (negotiable) Meeting dates are held on the 1<sup>st</sup> Tuesday of the month

**The following is a work in progress – dates, location & hosts to be continually confirmed**

<b>2021</b>	<b>Location</b>	<b>Host</b>	<b>Club Meeting Dates for 2021</b>
Feb 21	Osborne Beach	Kath McCullagh	2 Feb
March 21			2 March
April 17	Altona Lodge	Julie Jackson	6 April
May 16			4 May
May 30	Camp TBA		
June 20	Clare Valley	Sandy Jones	1 June
July 18	Jingle is July	Tamara Godfrey	6 July
Aug 15			3 Aug
Aug 29	Camp Mt Belvidere	Richard Grimson	
Sept 19			7 Sept
Oct 17			5 Oct
Oct 31	Camp – southern flinders	Kath McCullagh	
Nov 21			2 Nov
Dec 12	Xmas ride TBA		7 Dec

## PAST EVENTS

### **Pt. Parham Beach Rally 17/01/21 By Di Schaefer**

The first Club Rally for this year was held at the lovely little beach hamlet of Pt. Parham.  
Driving through Mallala at around 6.45 a.m., there were ominous signs of storm clouds gathering, and as we got closer to Pt. Parham, yes, a light mist fell on the windscreen.  
Who says it NEVER rains at Pt. Parham?  
At around 7.00a.m. , Sandra East arrived, towing her two horses, coming along right behind was myself, then Lainie, and the sea mist continued, although the morning was rather mild and quite comfortable.

We unloaded the horses and Lainie set the standard by vigorously grooming her beautiful horse until it glistened. It wasn't long before many more members with floats began to arrive and set about finding a park and getting organized.

Shortly after 8.00 a.m., Sandra read out the pre-ride guide of the **Riding Club Trail Ride Etiquette**, and everyone either saddled up and rode onto the beach, led their horses, or as with Sandy Jones and Teena Goodson, harnessed up their ponies and drove them in jinkers.

Those dark clouds were still overhead and the sea mist came and went during the time we were riding on the beach, so we all got wet from the head down, rather than from our feet up, which is the usual case when riding in the sea!





We were all fascinated by the wonderful display of a complete and brightly coloured rainbow on the horizon and were totally delighted at the full reflection in the calm sea, which gave the illusion of riding in a rainbow. Some riders even searched for the elusive 'pot of gold', rumored to be at the end of a rainbow...!

It was a fantastic to see nineteen horses all calmly walking and trotting along on the sand or in the water, and the riders, drivers and handlers just enjoying the occasion.

There were a number of 'first timers' to the beach, some being new members and some

existing members with new horses.


Lisa Crinion recently purchased Ace a new, pretty, buckskin gelding from Pt. Lincoln, and Kylie purchased a lovely, black, youngster named Jack; both riders were thrilled at the wonderful way their horses behaved. From the broad smiles on their faces they must be extremely pleased! Well done! It was great to see Sandy Jones with her miniature (Tuppence) in harness, and Teena Goodson out with her reliable harness pony Spook, now recovered from his recent injury.

There were a number of new members who attended and from all reports they all enjoyed the morning. Thank you to the lovely young lady, Karolina, who left a plateful of delicious muffins for the remaining group to share!

Thanks must go to Kath for once again, nominating the date with a suitable tide allowing the riders the opportunity to take their horses out in safe, shallow, calm water, which is a wonderful introduction to beach-riding for a number of Club members and their horses.



After an hour or so we headed back to the floats to set up the 'brunch' tables and it wasn't long before most riders returned and either loaded their horses up and departed, or got out their chairs and sat around for a coffee and breakfast together.







Our brunch was enjoyed in somewhat damp conditions, as the mist rolled in again, but true to form, no-one noticed, no complaints, we just ignored the precipitation in a true and hardy, horsey manner, and just got on with enjoying the novel outing and socializing with Riding Club friends.

Thanks to Chris and Maria for bringing along a portable gas B.B.Q. and Chris for being 'on call' as the nominated chef for the morning.

Riders for the morning were : Sandra East (Trail Boss) on Ace, Lainie Ray on the lovely Turbo, Karolina Lendt and Angie Perea, Lorry Marchioro riding Colin, Ruth Naismith on Douglas her Coffin Bay Pony , Kylie Bryant on Jack and Lisa Crinion on Ace, their wonderfully well behaved new horses, Lisa Zottie rode Ice and Maddison Martin rode Ike their eye catching appaloosas, Maria Pearce on Big Ted, Gail Bates on Marvelous Molly, and Lisa Bates demonstrating the fine art of riding without stirrups on big boy Blue, Julie Jackson leading her convalescing Coffin Bay pony Flash, Karolina Lenart leading her horse and Michelle Day along with her mother Joy, leading her aging companion

pony Thumbelina, Tina Goodson and Sandy Jones, both with harness ponies Spook & Tuppence, and myself on (Amanda's) Diamond, generously loaned for the morning.



It was fantastic to see such an enthusiastic group at the first rally of the year. Thank you to the renewed Club members and to all of the new Club members for making the effort to come along.




Happy New Year and let's aim for a fun filled, healthy and safe 2021. Hope to catch up with you all again soon. Di Schaefer.

\*\*\*\*\*

Everyone commented on the unusual mist that lay over the water – the constant rainbows appearing and finally a sunny late morning. Some members chose to spend hours out in the water on their ponies.

It was one of the most unusual visits we have had at Pt Parham in the last few years. Such a great tranquil place to take our horses.



The morning here was really pleasant spending time together with members and meeting new riders – also renewing acquaintance with the local resident who is keen to see us come and enjoy the environment with our animals (getting loads of manure for their garden being a positive sideline!!). This beach ride and morning breakfast proving to be very popular with everyone – we look forward to next year again. Maria Pearce.

## [NEWSLETTER DEADLINE](#)

The deadline for any items that members want printed in the **March 2021** newsletter will be **Monday 22 February**, so please ensure that your emails reach Maria Pearce on [gawler.thrc@gmail.com](mailto:gawler.thrc@gmail.com) before that date to avoid disappointment.

## FIRE PLAN FOR YOUR HORSES



Friendly reminder to not just plan for yourselves but also for your horses during the fire Danger Season – don't get caught out with no plan. Arrange your bushfire buddy early, write it down & practice your plan so it all comes easily to you under pressing circumstances.

See HorseSA & CFS websites for many helpful hints – a few examples follow (extract from HorseSA link).

Here is a *sample* Evacuation Kit for your horse:

- Feed for at least 3 days
  - Buckets
  - Copies of horse identification, veterinary records & proof of ownership
  - Spare head collars with long leads (not nylon)
  - Blankets / rugs – natural fibre
  - Fluorescent spray paint, Livestock Marking Crayon
  - Recorded diet for your animals
  - Recorded dose and frequency for each medication your horse uses. Provide and veterinary contact information for refills
  - Post detailed instructions in several places at home – Animal ID + your photo for any stock left behind
- Ensure you have battery-powered radios and extra batteries and tune to your local ABC radio. In Adelaide this is 891

### Horse Identification Speeds up Reunions

Horses that are evacuated and horses that stay behind need to have permanent (microchip) and temporary (livestock marker, tags in mane, neck bands etc.) to both speed up reunions and prove ownership. Make sure your horse has your current contact details recorded against his microchip.

Information sheets which have photos of yourself and your horse can be placed a) Inside the float b) In a couple of places around the stable yard on the wall c) In an easy to find place in the house/office. This will help people match horses back to their owners if separated by disaster or even a road crash. Download sheet here: [Horse ID](#)

### Ideas & tips

- Microchip before the emergency and have a copy of the number with you
- Livestock marking crayon, put your number on the horse in big numbers
- If branded, clip so info so very clear for relocating
- Luggage tag with contact information & Property Identification Code (PIC) braided into the mane or tail (especially if relocating to an emergency venue)
- Have a halter that has a name plate/tag with your name and number on it for transport to loan paddocks ready on gates
- Keep a detailed record of your horses physical appearance including recent side and front photos
- Do not attach registration papers to the horse. They can get lost or misplaced

## What should I consider if I need to evacuate my animal in a natural disaster?

During a natural disaster such as a bushfire, extreme weather (storms, floods, and heatwaves) or earthquake, it may be necessary to evacuate from your home. It is important to have an emergency plan in place which includes your animals.

### What should I do to prepare for an emergency?

1. Sign up for alerts from your local emergency agency
2. Work out where you could evacuate your pet
3. Create a 3-step Pet Emergency Plan
4. Share this information with friends and family who also have pets and family.



### A little planning goes a long way

There is a lot to consider in the case of an emergency or natural disaster. Make sure you are prepared well in advance so you can keep your pet safe in any circumstances.

[What should I consider if I need to evacuate my animal in a natural disaster? – RSPCA Knowledgebase](#)

## POLICIES

A reminder to all members that our club has some policies that we endorse. These include a **NON SMOKING, SAFETY & HOT WEATHER** policy. These can all be viewed on the ATHRA web site, via the state page - [www.athra.com.au](http://www.athra.com.au).

Previous Newsletters, photos & club information can also be viewed at any time on the ATHRA web site.

## **WEATHER**

The ride host/leader for the day will have the final say regarding weather (including inclement weather).

The hot weather policy states, if the weather forecast in **ELIZABETH** for the next day is to be **over 32 deg** (as per the news the night before) the club rally/ride will be cancelled (unless the ride is scheduled to commence prior to 9am or after 6pm). This is for the safety of all riders and horses. Also, any club rides in **FOREST** areas on **TOTAL FIRE BAN** days will be cancelled.

Please check with the Trail Boss if in any doubt. They have the final word!

## **CLUB UNIFORM**

Our club uniform currently comprises of a lime yellow high-vis shirt (long or short sleeve), **club badges available for \$12. Gawler Club Members & their visitors are required to wear Safety Helmets whilst mounted - helmet must be no more than five years old from Date of Manufacture.**

## **RIDE FEE & DAY MEMBERS**

ATHRA members - a ride fee of \$2 per ride is applicable.

Non ATHRA Members (Day Members) – a ride fee of \$30/person/day is applicable (\$10 to club on the day & \$20 to ATHRA with pre-registration) *(Non-refundable fee, maximum 2 days as a day member)*.

The important things to note:

1. Day Members must be sponsored and accompanied at all times by an ATHRA member during the ride or event.
2. The Sponsoring member must make the Day Member aware of ATHRA rules and requirements of the Code of Conduct.
3. They may only sponsor 1 Day Member per ride.
4. By participating as a sponsor, the sponsoring member acknowledges responsibility for the conduct and behaviour of the Day Member
5. Day Members must contact the trail boss to discuss attendance & then pre-register with ATHRA Online at least 3 days prior to ride.

## **RIDE HOST CHECKLIST**

A ride host's checklist is in the green bag, in which is kept the sign in book, ride fee tin, saddle bags, first aid kits, safety vests, etc. Trail Bosses are to check the list to make sure all is in order prior to your ride. It is also t

+the Hosts responsibility to ensure a ride report is arranged to be submitted to Newsletter Editor prior to next publication date.

## **DISCLAIMER**

The material in this newsletter is for the benefit and information of our members. The items are in the nature of general comments only and are not to be used, relied or acted upon without written permission of GTHRC. The club accepts no responsibility for any errors or omissions or for any damage suffered as a result of any person acting without written advice. All opinions and views in the newsletter are not necessarily the view of the club, but are personal opinions only.